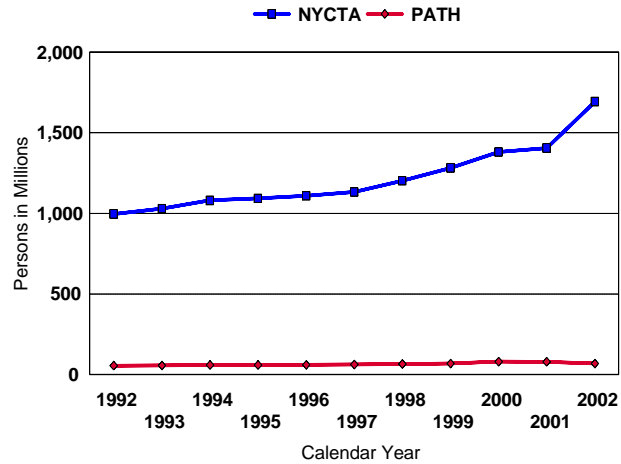
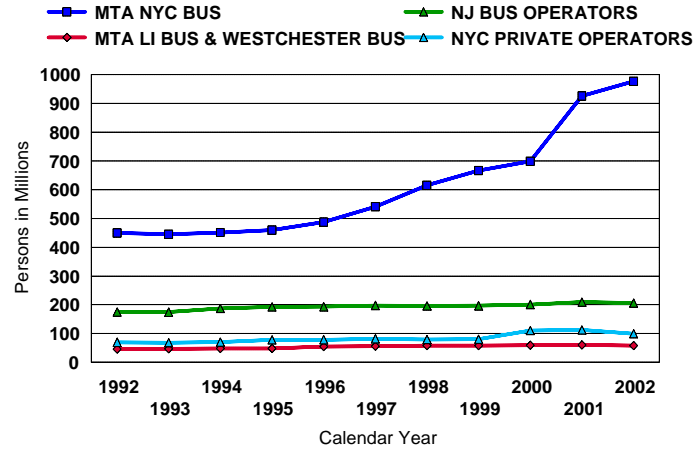


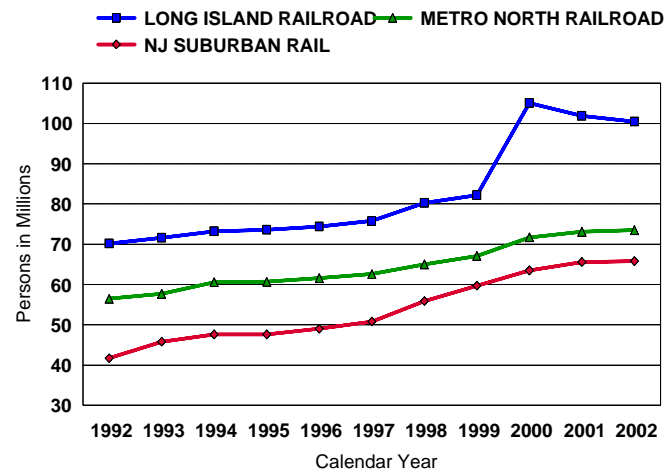
## RAPID TRANSIT ANNUAL REVENUE PASSENGERS



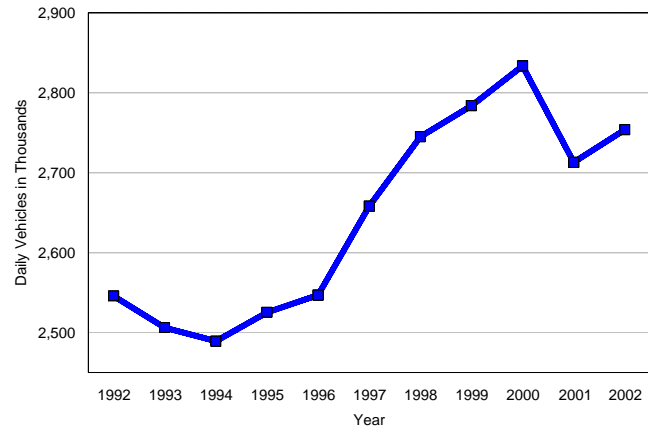
## BUS TRANSIT ANNUAL REVENUE PASSENGERS



## COMMUTER RAIL ANNUAL REVENUE PASSENGERS



## MAJOR RIVER CROSSINGS TOTAL DAILY TRAFFIC



## 2002 MAJOR VEHICULAR RIVER CROSSINGS

	Total Vehicles	Auto	Percent Auto
<b>HUDSON RIVER</b>			
----- New York - New York			
Kingston-Rhinecliff Bridge	16,236	15,602	96.1
Mid-Hudson Bridge	37,086	35,826	96.6
Newburgh-Beacon Bridge	60,100	50,564	84.1
Bear Mountain Bridge	18,810	18,379	97.7
Tappan Zee Bridge	137,788	85,869	62.3
Verrazano-Narrows Bridge	202,692	189,047	93.3
----- TOTAL NY-NJ	<b>472,712</b>	<b>395,287</b>	<b>83.6</b>
----- New Jersey - New York			
George Washington Bridge	299,582	273,540	91.3
Lincoln Tunnel	114,692	97,258	84.8
Holland Tunnel	86,382	83,438	96.6
----- TOTAL NJ-NY	<b>500,656</b>	<b>454,236</b>	<b>90.7</b>
<b>TOTAL Hudson River</b>	<b>973,368</b>	<b>849,523</b>	<b>87.3</b>
<b>ARTHUR KILL-KILL VAN KULL</b>			
----- New Jersey - New York			
Bayonne Bridge	21,020	18,864	89.7
Goethals Bridge	85,926	77,342	90.0
Outerbridge Crossing	78,664	74,240	94.4
----- TOTAL NJ-NY	<b>185,610</b>	<b>170,446</b>	<b>91.8</b>
<b>EAST RIVER</b>			
Brooklyn-Battery Tunnel	42,183	39,047	92.6
Brooklyn Bridge	121,145	111,778	92.3
Manhattan Bridge	66,152	31,242	47.2
Williamsburg Bridge	103,364	67,006	64.8
Queens-Midtown Tunnel	73,581	67,888	92.3
Queensboro Bridge	176,419	136,661	77.5
Tri-Boro Bridge (Manhattan)	90,470	87,810	97.1
Tri-Boro Bridge (Bronx Plaza)	75,747	68,767	90.8
Bronx-Whitestone Bridge	121,382	112,948	93.1
Throgs Neck Bridge	108,568	97,758	90.0
----- TOTAL EAST RIVER	<b>979,011</b>	<b>820,905</b>	<b>83.9</b>
<b>HARLEM RIVER</b>			
Willis Avenue Bridge (Northbound)	70,037	57,570	82.2
Willis Avenue Bridge (Southbound)	58,949	45,643	77.4
Madison Avenue Bridge	49,487	40,013	80.9
145th Street Bridge	35,796	30,546	85.3
Macombs Dam Bridge	18,878	16,223	85.9
Alexander Hamilton Bridge	168,079	135,670	80.7
Washington Avenue Bridge	63,609	56,091	88.2
University Heights Bridge	45,311	39,456	87.1
Broadway Bridge	38,287	34,251	89.5
Henry Hudson Bridge	67,448	67,180	99.6
----- TOTAL HARLEM RIVER	<b>615,881</b>	<b>522,643</b>	<b>84.9</b>
<b>GRAND TOTAL</b>	<b>2,753,870</b>	<b>2,363,517</b>	<b>85.8</b>

Source: Bridge and tunnel operators.  
\* Estimated

# REGIONAL TRANSPORTATION



# 2002

## AT A GLANCE

June 2004

NEW YORK METROPOLITAN TRANSPORTATION COUNCIL  
45-46 21st STREET  
L I C, NY 11101-5407  
TEL. (718)472-3046 FAX (718) 482-7748  
[www.nymtc.org](http://www.nymtc.org)

